

# Wellis®

FEEL THE UNIQUE MASSAGE

spa | swim spa | sauna | 2020



[www.wellis.com](http://www.wellis.com)

## HUNGARIAN COMPANY, EUROPEAN QUALITY, 21ST CENTURY TECHNOLOGY

As a Hungarian manufacturer, Wellis Magyarország Zrt. is the absolute market leader among Hungarian manufacturers and distributors of spa equipment. The family business, founded in the early 2000s with just a few people, today engages 500 employees in the manufacture of premium spas and sanitary equipment of European quality, and serves nearly 500 partners in its domestic and international network. In the first years after its foundation, the Wellis product catalogue consisted entirely of imported wellness products, but in 2005 it started marketing private label products at several of its own stores and franchises. The imported product range of the early years was replaced by a multitude of internally developed and manufactured wellness products. In the spring of 2010, the first 7,000 m<sup>2</sup> bath tub and spa factory was built, with several production lines using robotic units to meet the emerging needs. Making use of the advantages of our own complex and domestic production capabilities, from year to year we were able to double our performance in terms of produced quantities.

### 10,000 SPAS PRODUCED ANNUALLY

Wellis has recently reached a new milestone. Thanks to our excellent product quality and outstanding export activity, today Wellis products are present in almost all European countries. Increasing market demands and the high-quality production technology of the 21st century made it necessary to construct a new factory with a floor area of nearly 10,000 m<sup>2</sup>. Thanks to the complex, completed in 2015, the company is facing a huge increase in capacity. So, within a few years, as many as 20,000 families may enjoy the wellness experience offered by high quality spas made in Hungary!

## MANUFACTURING IN EUROPE

"When designing our tubs, we make every effort to meet as many ergonomic requirements as possible. We constantly strive for innovation, which is why our products are developed together with our design engineers. Production uses an area of over 17,000 m<sup>2</sup>, equipped with the most modern robotics technology. This is how the perfectly designed product is tested on the production line in short order, and then presented to our customers. Thanks to our own development and production, we have full understanding of the product, which is essential for precision.

During the manufacture of our products, we always use the best quality materials, backed up by long years of supplier experience. Excellent product quality is at least as important for us as it is for our clientele. If we did not pay attention to the above, and were not concerned about continuous development, we would have never made it to the top of European spa production.

We hope to continue our development in the future. In the near future, we plan to increase our production quality and quantity as well as the number of our employees by implementing several major projects."

## WELLIS: PRESENT AND FUTURE

There is no better proof of international recognition for Wellis than the numerous awards won at international fairs, the result of excellent quality and more than 10 years of professional experience. We participated at many domestic and international trade fairs where, in addition to attracting new customers, it was our goal to maintain and build on our existing customer relationships.

The production and logistics facilities at the site of Wellis Magyarország Zrt. – with more than 300 foreign partners and an extensive domestic partner network – now amount to a floor area of over 35,000 m<sup>2</sup>. In addition to producing bath tubs and spas, in 2016 we started the manufacture of swim spas as well. Our newest greenfield investment – to be completed in the spring of 2019 – adds another 10,000 m<sup>2</sup> to the useful area of our site in the form of a multi-storey warehouse. The new warehouse itself is suitable for the storage of 4,000 swim spas, providing flexibility to our partners. Overall, more than 700 spas and 20-30 high quality counter-current swim spas can be produced monthly at our production halls.

As a result of its steady development in recent years, Wellis has become Europe's largest spa manufacturer and also entered the American spa manufacturer market – which is considered the stronghold of spa manufacturing. The Company's vision for the coming years is to become one of the world's top manufacturers, offering premium solutions in the wellness segment from the heart of Europe.



Wellis spa production video



Made in Europe





WELLIS BUILDING COMPLEXES IN THE HEART OF EUROPE



# EXPERT OPINION

WE REQUESTED DR. ANDRÁS SZABÓ, SPECIALIST IN INTERNAL MEDICINE, TO COMMENT ON THE POSITIVE EFFECTS OF THE SPAS WE PRODUCE, AND TO SHARE WITH US HIS PERSONAL EXPERIENCE.

*"Would you like to sit down?"* – I asked my patient automatically, who came through the entrance to my office in a way weirdly similar to the previous



patient. The answer was supported by a definite motion, made absolutely clear by non-verbal communication.

*"No, I can't, my back really hurts!"*

These are the complaints I probably hear the most

often during the daily routine of my work, and – like iceberg peaks – they indicate syndromes resulting from the civilizational harm of our age, including a sedentary way of life.

*We stay seated in the car, on the subway, in our home office, and at our place of work. Our head is tilted in the same position for hours waiting for the working day to end, and often our rest time is compromised by a poorly chosen pillow or mattress.*

Degenerative conditions result from wear on the spine and weight-bearing joints caused by calcification, due to our sedentary lifestyle and the monotony of work areas. Injuries from an ill-timed sporting event may similarly result in disability that can be prolonged for weeks.

During the acceleration of our comfortable lifestyle, usually those activities are omitted which could compensate for the forced postures causing such conditions. We spend a lot on healthy foods, or on buying various unnecessary cardio machines to deal with extra weight, and it is only the compassionate

touch of our spouse that sometimes reminds us of the life-saving, neck-massaging water jets in open winter pools.

"Don't stop!" sounds the cry for relaxation after a half-minute massage, but it is impossible to expect helping hands to continuously save us at the end of a busy day.

However, this experience of full relaxation should not be restricted to an exceptional weekend once a year – it can be made part of your home!

**You can experience this regeneration of not only the neck muscles, but also to all the groups of muscles in the core, and also imitate the experience of weightlessness! In your own home!**







While designing its spas, Wellis considered special anatomical aspects, and designed jets suitable for targeting the skeletal muscles and connective tissues that are most exposed to everyday loads.

Similar to the “tangenter” technique routinely used in rheumatology treatments, the turbulent flow of water increases the blood supply to your muscles, relaxing them, and thus speeds up metabolism and regeneration.

By reaching different muscle groups – in particular the muscles of the lower limbs – this has positive physiological effects not only on striated muscle tissue, but also reduces leg tension sensations by supporting venous circulation, and thus reduces the incidence of lower limb swelling as well!

The rotating head units, products of modern technical innovation, are able to reach larger areas with lower pressure, while fixed jets can massage body fibers more deeply. Thanks to the unique MagmaJet™, you can experience total relaxation and flotation, and be regenerated by relaxing all of your muscle groups and taking a load off your joints!

1. W-Flow system – 180m<sup>3</sup>/h capacity, 50-60 cm flow width.

2. Turbine – capable of moving 215 m<sup>3</sup> water per hour, with a power draw of only 8 A.

3. Our rotating jets provide circular, softer massage over a larger body area.

4. Our fixed jets provide an intense massage experience by focusing water spouts on one body part.

5. One Wellis MagmaJet™ jet has the full capacity of a 3HP massage pump. You can lie on the surface and enjoy weightless flotation.



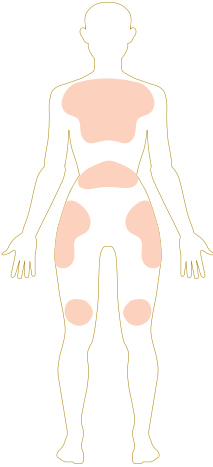
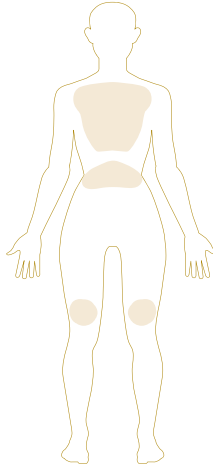
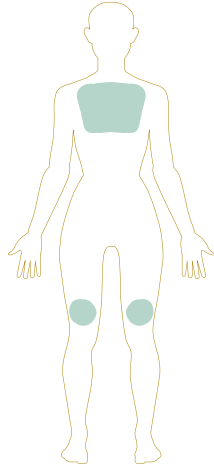
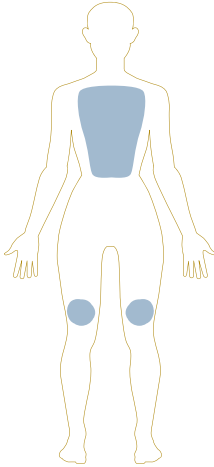
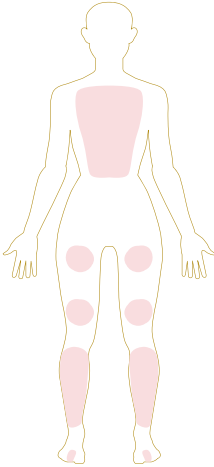
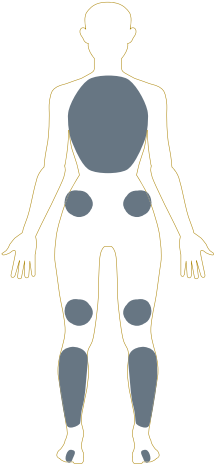


VARIOUS SITTING AND RECLINING PLACES CAN BE FORMED THROUGH CUSTOMIZED DESIGN OF THE DIFFERENT JETS, EACH OFFERING SPECIFIC MASSAGE THERAPIES.

The Company’s research group designed treatment areas within the tubs which offer different physiological effects in addition to pure experience. The form of the seats matches the body shape so that you can spend even more hours in the spa. To meet various needs, the seats were designed with a variety of jets in arrangement and composition, so that everyone can find the ideal seat (the arrangement of jets may differ for each tub).

Another exciting development is the Vario Pods massage area, with its “patting” technique reaching deep fibers as well.

OUR SPAS OFFER THE FOLLOWING MASSAGE SEATS\*:

<p><b>RELAX MASSAGE SEAT</b></p> <p><i>It targets the regeneration of the shoulder girdle and the longitudinal trunk muscle tissues, as well as the hip flexor muscles and the knee extensor muscles – the muscle groups most exposed to everyday loads.</i></p>	<p><b>EXPERT MASSAGE SEAT</b></p> <p><i>Its adjustable jets can have physiological effects with customized directions and strength.</i></p>	<p><b>COOL DOWN MASSAGE SEAT</b></p> <p><i>The armchair design provides relaxation after training; its psychical and calming effect should be mentioned in addition to the recovery of physiological functions.</i></p>	<p><b>FOCUS MASSAGE SEAT</b></p> <p><i>It offers its user an experience similar to the Expert effect, relaxing the longitudinal trunk muscle tissues, and passively exercising the hip and the thigh flexor and extensor muscle groups.</i></p>	<p><b>BODY FLOW MASSAGE SEAT</b></p> <p><i>The massage seat with the most intensive physiological effect; in addition to the trunk’s muscle fibers, it also has effects on venous and lymphatic circulation in the lower limbs, in this way bringing relief to vein valves.</i></p>	<p><b>INTENSO MASSAGE SEAT</b></p> <p><i>The most refreshing massage seat. The favorite of professional athletes. After exhaustive and intensive training, it ensures the regeneration of the most critical areas, the back and leg muscles.</i></p>
					

\* The layout of the jets may vary for each tub in the different seat designs.






*The Everest spa offers you a wide variety of massage experiences*



*Oxygen Therapy™ for the health and beauty of skin*



*Light therapy supports deep relaxation*



*Aromatherapy can be added for a perfect hydro massage experience*

It is not only our skeletal and muscle system that needs care to balance everyday loads. Our skin, the organ that communicates with the outside world the most – also requires attention, since everyday mechanical, UV and thermal effects may lead to skin deterioration and premature aging if no attention is paid to regeneration during everyday “use”!

A special function is Oxygen Therapy™, with positive effect – in addition to the ones mentioned above, and supporting venous and lymphatic circulation – to the skin and its components (e.g. sweat glands, sebaceous glands, follicles), too. It not only improves skin oxygenation and hydration, but also removes impurities.

In 1994, Lothar Bode, a German dermatologist, developed an **oxygen therapy machine which he used for treating patients with eczema, psoriasis, and skin cancer with excellent results.**

The essence of the therapy was to deliver higher levels of oxygen to the subcutaneous connective tissue, which – by stimulating collagen synthesis, metabolism and self-healing processes – led to significant results not only in healing, but also in the prevention of skin diseases.

Inspired by this excellent study and the innovations of the improved oxygen therapy, Wellis's innovation, Oxygen Therapy™ is now available (in our Everest and Olympus spas)!

All the health benefits for skin offered by high-concentration oxygen content in water acting with a physiological effect are now available for everyday use, offered by Wellis spas with Oxygen Therapy™!

The de-stressing of the parasympathetic nervous system's opiate transmitters for complete relaxation can be increased with light therapy and aromatherapy essential oils using aromatherapy cartridges, which complete the complex service offered by Wellis tubs.

***“Doctor!” “I have been healed completely!”***  
 – “What happened? You were hardly able to walk last Friday!”  
***“My Wellis spa has been delivered!” I need neither sedatives nor painkillers any more! “I can relax and rest again!” Thank you for the advice, I am completely rejuvenated!***





### POLI-MAX™ REINFORCEMENT

Its excellent thermal insulation properties increase the relaxation time you can comfortably spend in the tub or spa, and at the same time save a significant amount of energy. It also has excellent sound insulation properties. The polyurethane insulation is a more eco-friendly method of reinforcement than glass fiber. It consists of the following layers:

1. Outer acrylic layer with anti-microbial surface treatment.
2. ABS polymer layer increasing its strength and resistance to impacts.
3. Medium density polyurethane layer, applied in two additional layers using robotic technology.



### WARRANTY

The manufacturer provides 10-year extended warranty for the users of the tub with regard to the shell structure and configuration.

3-year warranty for the engineering parts covering the tub fittings, the internal pipeline and the jet fittings in case of leaks due to material or manufacturing defects. (Valid if the installation was performed by qualified service.)

### QUALITY ASSURANCE

Wellis is committed to the production of high quality products, and this is how we strive to stand out in the market. Our products are TÜV certified, are equipped with CE marking.



### ACRYLIC COLORS


Our spas are offered in 6 (Sterling Silver, Alba Pearl White, Winter Solstice, Storm Clouds, Midnight Canyon, Tuscan Sun) shades of acrylic colour, which perfectly match any design or environment.



Sterling  
Silver



Alba  
Pearl White




Winter  
Solstice



Storm  
Clouds



Midnight  
Canyon



Tuscan  
Sun



### SCANDINAVIAN INSULATION

With Scandinavian insulation offered as an option, you can be sure that using your spa will be cost-efficient, even in the coldest winter months. Multi-layered polyfoam insulation under the rim and between the floor pan and the spa cabinet.



### SPA INSULATION

Thermographic testing of Wellis spas showed excellent results. The spa in the picture contains 35°C water, while the shell and the thermo cover is only 4°C. Outside temperature is -5°C.




### CABINETS


Wood-like, wide horizontal side and corner bars, vacuum-formed ABS plastic corner element, RGB LED lighting. These elements add an intimate atmosphere to the appearance of Wellis spas. The cabinets are available in brown, black and grey.



brown



black



grey





## PEAKLINE

The PeakLine product line covers our premium models. In addition to a full line of accessories, modern design and novel style, their extra functions and unique solutions make them the outstanding models of the Wellis brand.



### AROMATHERAPY

The tubs are equipped with new, improved aroma pumps. The fragrance is added to the water in liquid form using a pump dispenser.



### MAGMAJET™ EXPERIENCE

One Wellis MagmaJet™ jet has the full capacity of a 3HP massage pump. You can lie on the surface and enjoy weightless flotation.



### OXYGEN THERAPY™

OXYGEN THERAPY™ improves the oxygen level of water by over 70%.



### EXCLUSIVE COLOR THERAPY LIGHTING

Exclusive color therapy lighting is built directly into the inner wall around the spa under the water, including 12-20 LEDs, depending on the model.





## CITYLINE

Our CityLine product line is a perfect choice for customers for whom the proper balance of value for money and premium quality is important. Our compact models with their unique equipment ensure excellent wellness experiences for any family.



### MYMUSIC™ SOUND SYSTEM

Increased Bluetooth range, more powerful subwoofer (300 W), modern speaker design.

### NEW CORNER ELEMENT

Stylish look due to precise alignments and new technology.




### NEW JETS

Modern and sleek design, reliable performance. No bearings.



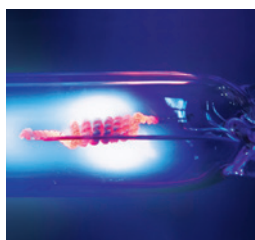
### NEW TRIPLE FOUNTAIN

The 3 illuminated fountain jets triple the wellness experience.




### NEW NECK-MASSAGE JETS

The unique vertical massage jets and enhanced ergonomic design of more comfortable headrests relieve your shoulders of daily stress.



### UV-C WATER SANITIZER SYSTEM

Hypo-allergenic water disinfection method, killing almost 100% of viruses and bacteria in the water.



### NEW WIFI APPLICATION.

The in.touch 2 application for iOS and Android makes it easier to control and program your spa via telephone or tablet, even when you are away from home.





## MYLINE

Our MyLine products represent the entry-level category of the Wellis brand: excellent prices, user-friendly experiences, stylish and well-composed looks. Over 10 models are available to meet all of our customer's needs.



### MYJET™ NECK AND SHOULDER MASSAGE

The special arrangement of jets provides intense neck and shoulder massages. The seat follows the body contours, so you can comfortably relax for many hours.



### MYMUSIC™ SOUND SYSTEM

The watertight elements installed in the MyMusic™ sound system are of the latest design and highest quality. There will be no more trouble with CDs or Mp3 players, since you can connect to the built-in receiver unit from your mobile phone via Bluetooth.



### EASY4 CONTROL PANEL

A newly developed high quality control system, designed to perfectly control the bathing experience.



### MYSEAT™ – FOR YOU AND YOUR SIGNIFICANT OTHER

In designing the MySeat™ reclining place, our designers eliminated the inconvenience caused by height differences.

The ergonomic design of the heel rest provides a stable reclining area both for male and female customers.



### MYHIP™ JETS

Professional waist and hip massage jets that help fat cells accumulated around the hip disappear. Although it was originally developed for women, it is suitable for athletes as well, and for anyone looking for the perfect massage.



## SWIMLINE

Our SwimLine product line combines a perfect workout program and a joyful massage experience with minimum space requirement. Thanks to the counter-current system developed by Wellis, you can enjoy the sensation of relaxing in a swimming pool, while actually you are taking care of your body and soul in the comfort of your home.



### NEW W-FLOW SYSTEM

The W-Flow counter-current system moves 180m<sup>3</sup> water per hour, with a flow width of 50-60 cm. 5 pre-programmed and 3 personalized swim programs provide a variety of exercises for everyone.

### AQUASOUL™ SOUND SYSTEM

No more trouble with CDs or Mp3 players, or connect external units via USB cables, since you can connect to the built-in receiver unit from your mobile phone via Bluetooth.



### AQUATIC EXERCISE BANDS AND ROWING KIT

The exercise bands, in combination with the oars, offer a genuine rowing experience, and can also be used for a variety of fitness exercises.




### TURBINE SYSTEM

The new powerful turbine can pump up to 215 m<sup>3</sup> of water per hour - twice as much as a conventional counter-current system - also uses 75% less electricity. Thanks to its low power consumption (8A), the system can be operated in one phase.

### SEMI-INGROUND SIDE PANEL

The Rio Grande swim spa model is also available as a semi-recessed design, which makes it possible to partially sink the tub into the ground without constructing a concrete base.



### SWIMMING STICK

It assists the swimmer in staying in the centerline of the swim spa during a workout, but more importantly, it can increase water resistance for the swimmer in the swim spa, requiring more effort during the workout.




### AQUABIKE

Aquabike is recommended for anyone in need of general fitness training, a rehabilitation workout, or who simply enjoy the fun of cycling itself.




**INOXLINE**

Our InoxLine spas are designed for durability with a robust, timelessly modern look. Thanks to the stainless steel shell and supporting structure, as well as the weather-proof WPS side cover, our InoxLine product family is characterized by an absolutely trendy and visionary look.



#### MODERN DESIGN

The design of each tiny details aims for perfection.


#### STAINLESS STEEL

Our stainless steel tub will last for many years to come. Stainless steel is resistant to UV-rays, frost and thermal stresses.



#### PEACEFUL RELAXATION AFTER SWIMMING

Thanks to the open inner space, you can easily shift from the swimming area for exercising to the massage seats for peaceful relaxation.



#### DURABILITY


The 2 mm thick tub shell – made of UV and acid-resistant stainless steel – paired with a steel frame and weather-proof cabinet, is a timeless match.

#### TURBINE

The turbine, working without added air, ensures a water flow similar to rivers.

#### LINEAR DRAIN

The drain, with its classic look, is recessed in the floor of the tub.





PEAKLINE







## EXPLORER

Our Explorer spa was specifically designed for those who would like to combine relaxation with conversation. In its facing recliner seats, any conversation becomes effortless. And the Wellis-designed massage jets add to the experience.

<b>Dimensions</b>	2 130 × 1 600 × 970 mm
<b>Reclining / Sitting places</b>	2 reclining places
<b>Net weight (kg) / Water amount (l)</b>	300 kg/574 l
<b>Frame</b>	WPS
<b>Opt. power requirement</b>	1×27A 230V/50Hz or 3×16A 400V/50Hz
<b>Min. power requirement*</b>	1×14A 230V/50Hz
<b>Total number of jets</b>	36
<b>Illuminated waterfall</b>	1
<b>Hydro massage pump</b>	2 × 2 HP, single speed
<b>Circulation pump</b>	W-EC pump (0.25 kW)
<b>Water sanitization</b>	UV-C + antibacterial filter
<b>Chromotherapy LED illumination</b>	16 pcs exclusive LEDs + Central + StarLight™ illuminated corner element
<b>Sound system</b>	Aquasoul™ Pro 2.1 Pop-Up
<b>SmartPhone app – wifi connection</b>	yes
<b>Aromatherapy</b>	Liquid Aroma (without fragrance)
<b>Thermo cover</b>	yes



## DISCOVERY

Our Discovery spas are perfect for ensuring relaxation for a larger company. A renewed filter house design allows you to enjoy your favorite movies on your tablet.

<b>Dimensions</b>	2 180 × 2 180 × 970 mm
<b>Reclining / Sitting places</b>	1 reclining / 4 sitting place
<b>Net weight (kg) / Water amount (l)</b>	350 kg/931 l
<b>Frame</b>	WPS
<b>Opt. power requirement</b>	1×37A 230V/50Hz or 3×16A 400V/50Hz
<b>Min. power requirement*</b>	1×24A 230V/50Hz
<b>Total number of jets</b>	51
<b>Illuminated waterfall</b>	1
<b>Hydro massage pump</b>	1 × 3 HP, single speed 2 × 2 HP, single speed
<b>Circulation pump</b>	W-EC pump (0.25 kW)
<b>Water sanitization</b>	UV-C + antibacterial filter
<b>Chromotherapy LED illumination</b>	16 pcs exclusive LEDs + Central + StarLight™ illuminated corner element
<b>Sound system</b>	Aquasoul™ Pro 2.1 Pop-Up
<b>SmartPhone app – wifi connection</b>	yes
<b>Aromatherapy</b>	Liquid Aroma (without fragrance)
<b>Thermo cover</b>	yes

Acrylic color



Cabinet



Acrylic color



Cabinet



\*In case of minimum power connection, the hot tub pump(s) and heating unit cannot be operated simultaneously.





## ELBRUS 230

This spa is extremely well-equipped: recessed jets, UV-C water sanitizer system, illuminated water fountain, two anti-microbial filters, chromotherapy LED lighting. In the spacious inner area, there is enough room for the WellDome™ foot massage to be built into the tub floor.

<b>Dimensions</b>	2 300 × 2 300 × 900 mm
<b>Reclining / Sitting places</b>	7 sitting places
<b>Net weight (kg) / Water amount (l)</b>	410 kg/1 560 l
<b>Frame</b>	WPS
<b>Opt. power requirement</b>	1×43A 230V/50Hz or 3×16A 400V/50Hz
<b>Min. power requirement*</b>	1×30A 230V/50Hz
<b>Total number of jets</b>	78
<b>Illuminated waterfall</b>	1
<b>Hydro massage pump</b>	3 × 3 HP, single speed
<b>Circulation pump</b>	W-EC pump (0.25 kW)
<b>Water sanitization</b>	UV-C + antibacterial filter
<b>Chromotherapy LED illumination</b>	16 pcs exclusive LEDs + Central + StarLight™ illuminated corner element
<b>Sound system</b>	Aquasoul™ Pro 2.1 Pop-Up
<b>SmartPhone app – wifi connection</b>	yes
<b>Aromatherapy</b>	Liquid Aroma (without fragrance)
<b>Thermo cover</b>	yes



## KILIMANJARO

This spa has all that's needed in a premium-category spa: AquaSoul™ Pro sound system, Smartphone™ mobile application with WiFi connection, 3 × 3 HP massage pumps, 3 × MicroPlus paper filters and Liquid-Aroma aromatherapy.

<b>Dimensions</b>	2 300 × 2 300 × 940 mm
<b>Reclining / Sitting places</b>	1 reclining / 5 sitting place
<b>Net weight (kg) / Water amount (l)</b>	410 kg/1 450 l
<b>Frame</b>	WPS
<b>Opt. power requirement</b>	1×43A 230V/50Hz or 3×16A 400V/50Hz
<b>Min. power requirement*</b>	1×30A 230V/50Hz
<b>Total number of jets</b>	64
<b>Illuminated fountain</b>	2
<b>Hydro massage pump</b>	3 × 3 HP, single speed
<b>Circulation pump</b>	W-EC pump (0.25 kW)
<b>Water sanitization</b>	UV-C + antibacterial filter
<b>Chromotherapy LED illumination</b>	13 pcs exclusive LEDs + Central + StarLight™ illuminated corner element
<b>Sound system</b>	Aquasoul™ Pro 2.1 Pop-Up
<b>SmartPhone app – wifi connection</b>	yes
<b>Aromatherapy</b>	Liquid Aroma (without fragrance)
<b>Thermo cover</b>	yes

Acrylic color



Cabinet



Acrylic color



Cabinet



\*In case of minimum power connection, the hot tub pump(s) and heating unit cannot be operated simultaneously.



## EVEREST


The main seat place provides an exceptional massage experience that meets the highest expectations: it has a 2 × 2 HP massage pump, powerful calf massage set, and a back massage system with 5" jets.

<b>Dimensions</b>	2 360 × 2 360 × 950 mm
<b>Reclining / Sitting places</b>	2 reclining / 3 sitting places
<b>Net weight (kg) / Water amount (l)</b>	420 kg/1 560 l
<b>Frame</b>	WPS
<b>Opt. power requirement</b>	1×47A 230V/50Hz or 3×16A 400V/50Hz
<b>Min. power requirement*</b>	1×34A 230V/50Hz
<b>Total number of jets</b>	88
<b>Illuminated waterfall</b>	1
<b>Hydro massage pump</b>	2 × 3 HP, double speed 2 × 2 HP, single speed
<b>Circulation pump</b>	W-EC pump (0.25 kW)
<b>Water sanitization</b>	UV-C + antibacterial filter
<b>Chromotherapy LED illumination</b>	12 pcs exclusive LEDs + Illuminated jets + StarLight™ illuminated corner element
<b>Sound system</b>	Aquasoul™ Pro 4.1 Pop-Up
<b>SmartPhone app – wifi connection</b>	yes
<b>Aromatherapy</b>	Liquid Aroma (without fragrance)
<b>Oxygen Therapy™ system</b>	yes
<b>Auxiliary control panel</b>	1 × 1 button + 1 × 4 buttons
<b>Heat exchanger preparation</b>	yes
<b>Thermo cover</b>	yes

Acrylic color



Cabinet



## OLYMPUS

As many as 9 people can comfortably relax in the spa that meets the highest needs. You may also enjoy the beneficial effects of warm water in this spa with 7 seats, 2 recliners and a bevy of jets, ensuring a massage experience greater than ever before.

<b>Dimensions</b>	3 540 × 2 300 × 980 mm
<b>Reclining / Sitting places</b>	2 reclining / 7 sitting places
<b>Net weight (kg) / Water amount (l)</b>	900 kg/2 331 l
<b>Frame</b>	Stainless steel frame
<b>Opt. power requirement</b>	1×47A 230V/50Hz or 3×16A 400V/50Hz
<b>Min. power requirement*</b>	1×34A 230V/50Hz
<b>Total number of jets</b>	88
<b>Illuminated waterfall</b>	1
<b>Hydro massage pump</b>	2 × 3 HP, double speed 2 × 2 HP, single speed
<b>Circulation pump</b>	W-EC pump (0.25 kW)
<b>Water sanitization</b>	UV-C + antibacterial filter
<b>Chromotherapy LED illumination</b>	20 pcs exclusive LEDs + Illuminated jets
<b>Sound system</b>	Aquasoul™ Pro 4.1 Pop-Up
<b>SmartPhone app – wifi connection</b>	yes
<b>Aromatherapy</b>	Liquid Aroma (without fragrance)
<b>Oxygen Therapy™ system</b>	-
<b>Auxiliary control panel</b>	1 × 1 button + 1 × 4 buttons
<b>Heat exchanger preparation</b>	yes
<b>Thermo cover</b>	yes

Acrylic color



Cabinet



\*In case of minimum power connection, the hot tub pump(s) and heating unit cannot be operated simultaneously.





OPTIONS	EXPLORER	DISCOVERY	ELBRUS 230	KILIMANJARO	EVEREST	OLYMPUS
Scandinavian insulation	o	o	o	o	o	o
Illuminated jets (up to 50 jets)	o	o	x	x	x	x
Illuminated jets (from 51 jets)	x	x	o	o	✓	✓
In.clear water treatment system	o	o	o	o	o	x
Oxygen therapy™ system	x	o	o	o	✓	x
Vario Pods (4-6 mechanical massage points)	x	x	o	o	o	o

x not available | o option | ✓ included





CITYLINE









## MANHATTAN

This spa was developed for an overall massage experience with tested jet positions proved by physiotherapists. It has triple lighting fountain jets providing an exciting effect. It contains a Touch-screen control with a simplified user interface, so it's easy to use and maintain.

<b>Dimensions</b>	2 010 × 1 530 × 850 mm
<b>Reclining / Sitting places</b>	2 reclining places
<b>Net weight (kg) / Water amount (l)</b>	280 kg/468 l
<b>Frame</b>	WPS
<b>Opt. power requirement</b>	1×25A 230V/50Hz or 3×16A 400V/50Hz
<b>Min. power requirement*</b>	1×10A 230V/50Hz
<b>Total number of jets</b>	28
<b>Illuminated fountain</b>	3
<b>Illuminated waterfall</b>	-
<b>Hydro massage pump</b>	1 × 3 HP, single speed
<b>Circulation pump</b>	W-EC pump (0.25 kW)
<b>Water sanitization</b>	UV-C + antibacterial filter
<b>Chromotherapy LED illumination</b>	10 pcs exclusive LEDs + StarLight™ illuminated corner element
<b>Sound system</b>	MyMusic™ 2.1
<b>SmartPhone app – wifi connection</b>	yes
<b>Aromatherapy</b>	Liquid Aroma (without fragrance)
<b>Thermo cover</b>	yes

Acrylic color



Cabinet



New  
product



## MANHATTAN STANDARD

This spa was developed for an overall massage experience with tested jet positions proved by physiotherapists. It has triple lighting fountain jets providing an exciting effect. It contains a Touch-screen control with a simplified user interface, so it's easy to use and maintain.

<b>Dimensions</b>	2 010 × 1 530 × 850 mm
<b>Reclining / Sitting places</b>	2 reclining places
<b>Net weight (kg) / Water amount (l)</b>	280 kg/468 l
<b>Frame</b>	WPS
<b>Opt. power requirement</b>	1×25A 230V/50Hz or 3×16A 400V/50Hz
<b>Min. power requirement*</b>	1×10A 230V/50Hz
<b>Total number of jets</b>	28
<b>Illuminated fountain</b>	3
<b>Illuminated waterfall</b>	-
<b>Hydro massage pump</b>	1 × 3 HP, single speed
<b>Circulation pump</b>	W-EC pump (0.25 kW)
<b>Water sanitization</b>	Ozone generator + antibacterial filter
<b>Chromotherapy LED illumination</b>	10 pcs exclusive LEDs + StarLight™ illuminated corner element
<b>Sound system</b>	MyMusic™ 2.0
<b>SmartPhone app – wifi connection</b>	-
<b>Aromatherapy</b>	-
<b>Thermo cover</b>	yes

Acrylic color



Cabinet



\*In case of minimum power connection, the hot tub pump(s) and heating unit cannot be operated simultaneously.





## MARBELLA

The 4 seats are equipped with different jet arrangements to ensure various massage experiences best suited for each user. In addition to the triple-illuminated splash, it includes an illuminated fountain as well. This spa ensures pleasant relaxation for a smaller group of friends.

<b>Dimensions</b>	1 900 × 1 800 × 850 mm
<b>Reclining / Sitting places</b>	4 sitting places
<b>Net weight (kg) / Water amount (l)</b>	235 kg/782 l
<b>Frame</b>	WPS
<b>Opt. power requirement</b>	1×25A 230V/50Hz or 3 × 16A 400V/50Hz
<b>Min. power requirement*</b>	1×10A 230V/50Hz
<b>Total number of jets</b>	30 (2 seats equipped with wrist massage jets)
<b>Illuminated fountain jets</b>	3
<b>Illuminated waterfall</b>	1
<b>Hydro massage pump</b>	1 × 3 HP, single speed
<b>Circulation pump</b>	W-EC pump (0.25 kW)
<b>Water sanitization</b>	UV-C + antibacterial filter
<b>Chromotherapy LED illumination</b>	10 pcs exclusive LEDs + StarLight™ illuminated corner element
<b>Sound system</b>	MyMusic™ 2.1
<b>SmartPhone app – wifi connection</b>	yes
<b>Aromatherapy</b>	Liquid Aroma (without fragrance)
<b>Thermo cover</b>	yes

New product



## MARBELLA STANDARD

The 4 seats are equipped with different jet arrangements to ensure various massage experiences best suited for each user. In addition to the triple-illuminated splash, it includes an illuminated fountain as well. This spa ensures pleasant relaxation for a smaller group of friends.

<b>Dimensions</b>	1 900 × 1 800 × 850 mm
<b>Reclining / Sitting places</b>	4 sitting places
<b>Net weight (kg) / Water amount (l)</b>	235 kg/782 l
<b>Frame</b>	WPS
<b>Opt. power requirement</b>	1×25A 230V/50Hz or 3 × 16A 400V/50Hz
<b>Min. power requirement*</b>	1×10A 230V/50Hz
<b>Total number of jets</b>	30 (2 seats equipped with wrist massage jets)
<b>Illuminated fountain jets</b>	3
<b>Illuminated waterfall</b>	1
<b>Hydro massage pump</b>	1 × 3 HP, single speed
<b>Circulation pump</b>	W-EC pump (0.25 kW)
<b>Water sanitization</b>	Ozone generator + antibacterial filter
<b>Chromotherapy LED illumination</b>	10 pcs exclusive LEDs + StarLight™ illuminated corner element
<b>Sound system</b>	MyMusic™ 2.0
<b>SmartPhone app – wifi connection</b>	-
<b>Aromatherapy</b>	-
<b>Thermo cover</b>	yes

Acrylic color



Cabinet



Acrylic color



Cabinet



\*In case of minimum power connection, the hot tub pump(s) and heating unit cannot be operated simultaneously.



## ELBRUS

Elbrus spa combines modern look with traditional values. Each of the 7 seats has different massage jet arrangements, but standard equipment includes the illuminated waterfall and fountain, aromatherapy and the 2.1 Hi-Fi system.

<b>Dimensions</b>	2 180 × 2 180 × 900 mm
<b>Reclining / Sitting places</b>	7 sitting places
<b>Net weight (kg) / Water amount (l)</b>	300 kg/1 019 l
<b>Frame</b>	WPS
<b>Opt. power requirement</b>	1×33A 230V/50Hz or 3×16A 400V/50Hz
<b>Min. power requirement*</b>	1×20A 230V/50Hz
<b>Total number of jets</b>	40
<b>Illuminated fountain</b>	2
<b>Illuminated waterfall</b>	1
<b>Hydro massage pump</b>	2 × 3 HP, single speed
<b>Circulation pump</b>	W-EC pump (0.25 kW)
<b>Water sanitization</b>	UV-C + antibacterial filter
<b>Chromotherapy LED illumination</b>	16 pcs exclusive LEDs + StarLight™ illuminated corner element
<b>Sound system</b>	<b>MyMusic™ 2.1</b>
<b>SmartPhone app – wifi connection</b>	yes
<b>Aromatherapy</b>	<b>Liquid Aroma (without fragrance)</b>
<b>Thermo cover</b>	yes

Acrylic color



Cabinet



New  
product



## ELBRUS STANDARD

The CityLine Elbrus Standard spa combines modern look with conventional values. Features new corner element design with durable, injection moulded consoles to give extra support. It has seven seating places, each with different massage systems.

<b>Dimensions</b>	2 180 × 2 180 × 900 mm
<b>Reclining / Sitting places</b>	7 sitting places
<b>Net weight (kg) / Water amount (l)</b>	300 kg/1 019 l
<b>Frame</b>	WPS
<b>Opt. power requirement</b>	1×33A 230V/50Hz or 3×16A 400V/50Hz
<b>Min. power requirement*</b>	1×20A 230V/50Hz
<b>Total number of jets</b>	40
<b>Illuminated fountain</b>	2
<b>Illuminated waterfall</b>	1
<b>Hydro massage pump</b>	2 × 3 HP, single speed
<b>Circulation pump</b>	W-EC pump (0.25 kW)
<b>Water sanitization</b>	<b>Ozone generator</b> + antibacterial filter
<b>Chromotherapy LED illumination</b>	16 pcs exclusive LEDs + StarLight™ illuminated corner element
<b>Sound system</b>	<b>MyMusic™ 2.0</b>
<b>SmartPhone app – wifi connection</b>	-
<b>Aromatherapy</b>	-
<b>Thermo cover</b>	yes

Acrylic color



Cabinet



\*In case of minimum power connection, the hot tub pump(s) and heating unit cannot be operated simultaneously.



Bestseller



## PALERMO

Durability, ergonomics and energy efficiency combined in one product. The neck, shoulder, waist and hip massaging jets in the main seat have positive effects on the blood circulation of these areas. Lighting waterfall, two fountain jets, aromatic therapy and a hifi system as part of the standard equipment.

Dimensions	2 180 × 2 180 × 870 mm
Reclining / Sitting places	2 reclining / 3 sitting places
Net weight (kg) / Water amount (l)	335 kg/1 050 l
Frame	WPS
Opt. power requirement	1×33A 230V/50Hz or 3×16A 400V/50Hz
Min. power requirement*	1×20A 230V/50Hz
Total number of jets	42 (1 seat equipped with wrist massage)
Illuminated fountain	2
Illuminated waterfall	1
Hydro massage pump	2 × 3 HP, single speed
Circulation pump	W-EC pump (0.25 kW)
Water sanitization	UV-C + antibacterial filter
Chromotherapy LED illumination	16 pcs exclusive LEDs + StarLight™ illuminated corner element
Sound system	MyMusic™ 2.1
SmartPhone app – wifi connection	yes
Aromatherapy	Liquid Aroma (without fragrance)
Thermo cover	yes

New product



## PALERMO STANDARD

The Palermo Standard is a perfect family spa. It combines durability, ergonomics and energy-efficiency in one product. It has 2 reclining places, 1 captain seat, and two regular seats, lighting waterfall two fountain jets, aromatic therapy and a 2.0 hifi system as part of the standard equipment.

Dimensions	2 180 × 2 180 × 870 mm
Reclining / Sitting places	2 reclining / 3 sitting places
Net weight (kg) / Water amount (l)	335 kg/1 050 l
Frame	WPS
Opt. power requirement	1×33A 230V/50Hz or 3×16A 400V/50Hz
Min. power requirement*	1×20A 230V/50Hz
Total number of jets	42 (1 seat equipped with wrist massage)
Illuminated fountain	2
Illuminated waterfall	1
Hydro massage pump	2 × 3 HP, single speed
Circulation pump	W-EC pump (0.25 kW)
Water sanitization	Ozone generator + antibacterial filter
Chromotherapy LED illumination	16 pcs exclusive LEDs + StarLight™ illuminated corner element
Sound system	MyMusic™ 2.0
SmartPhone app – wifi connection	-
Aromatherapy	-
Thermo cover	yes

Acrylic color



Cabinet



Acrylic color



Cabinet



\*In case of minimum power connection, the hot tub pump(s) and heating unit cannot be operated simultaneously.



## MALAGA

The Malaga spa with its innovative solutions (switchable shoulder and neck massage jets) provides a relaxing massage after a busy day. The 40 massage jets, the enhanced-power massage pumps, aromatic therapy, are all responsible for a relaxing massage experience.

<b>Dimensions</b>	2 180 × 2 180 × 900 mm
<b>Reclining / Sitting places</b>	1 reclining / 5 sitting place
<b>Net weight (kg) / Water amount (l)</b>	330 kg/1 136 l
<b>Frame</b>	WPS
<b>Opt. power requirement</b>	1×33A 230V/50Hz or 3×16A 400V/50Hz
<b>Min. power requirement*</b>	1×20A 230V/50Hz
<b>Total number of jets</b>	40
<b>Illuminated fountain</b>	3
<b>Illuminated waterfall</b>	1
<b>Hydro massage pump</b>	2 × 3 HP, single speed
<b>Circulation pump</b>	W-EC pump (0.25 kW)
<b>Water sanitization</b>	UV-C + antibacterial filter
<b>Chromotherapy LED illumination</b>	16 pcs exclusive LEDs + StarLight™ illuminated corner element
<b>Sound system</b>	MyMusic™ 2.1
<b>SmartPhone app – wifi connection</b>	yes
<b>Aromatherapy</b>	Liquid Aroma (without fragrance)
<b>Thermo cover</b>	yes

New  
product



## MALAGA STANDARD

A bottle of champagne, six glasses, fun company, and let the party begin. The Malaga spa has all the essentials for an all-night party. Thanks to the increased performance and number of the jets, each seat provides a pleasant massage for guests.

<b>Dimensions</b>	2 180 × 2 180 × 900 mm
<b>Reclining / Sitting places</b>	1 reclining / 5 sitting place
<b>Net weight (kg) / Water amount (l)</b>	330 kg/1 136 l
<b>Frame</b>	WPS
<b>Opt. power requirement</b>	1×33A 230V/50Hz or 3×16A 400V/50Hz
<b>Min. power requirement*</b>	1×20A 230V/50Hz
<b>Total number of jets</b>	40
<b>Illuminated fountain</b>	3
<b>Illuminated waterfall</b>	1
<b>Hydro massage pump</b>	2 × 3 HP, single speed
<b>Circulation pump</b>	W-EC pump (0.25 kW)
<b>Water sanitization</b>	Ozone generator + antibacterial filter
<b>Chromotherapy LED illumination</b>	16 pcs exclusive LEDs + StarLight™ illuminated corner element
<b>Sound system</b>	MyMusic™ 2.0
<b>SmartPhone app – wifi connection</b>	-
<b>Aromatherapy</b>	-
<b>Thermo cover</b>	yes

Acrylic color



Cabinet



Acrylic color



Cabinet



\*In case of minimum power connection, the hot tub pump(s) and heating unit cannot be operated simultaneously.





## ACAPULCO DEEP-IN

When designing the Acapulco Deep-in spa, no compromise was accepted in term of design and comfort. The waveless spa ensures an exceptional atmosphere – in our home we might have the sensation of relaxing in the wellness spa of a 5-star hotel.

<b>Dimensions</b>	diameter: 2 400 mm
<b>Reclining / Sitting places</b>	6 sitting places
<b>Net weight (kg) / Water amount (l)</b>	250 kg/1 400 l
<b>Frame</b>	Stainless steel frame
<b>Opt. power requirement</b>	1×34A 230V/50Hz or 3×16A 400V/50Hz
<b>Min. power requirement*</b>	1×21A 230V/50Hz
<b>Total number of jets</b>	28
<b>Illuminated waterfall</b>	-
<b>Hydro massage pump</b>	3 × 2 HP, single speed
<b>Circulation pump</b>	W-EC pump (0.25 kW)
<b>Water sanitization</b>	UV-C + sand filter
<b>Chromotherapy LED illumination</b>	12 pcs exclusive LEDs + Illuminated jets
<b>Auxiliary control panel</b>	1 × 4 buttons
<b>SmartPhone app – wifi connection</b>	yes
<b>Buffer tank (standard)</b>	yes
<b>Sand filter</b>	Ø450 mm
<b>Thermo cover</b>	yes

Acrylic color



OPTIONS	MARBELLA	MARBELLA STAND.	MANHAT.	MANHAT. STAND.	ELBRUS	ELBRUS STAND.	PALERMO	PALERMO STAND.	MALAGA	MALAGA STAND.	ACAPULCO DEEP-IN
Scandinavian insulation	o	o	o	o	o	o	o	o	o	o	x
Illuminated jets (up to 50 jets)	o	x	o	x	o	x	o	x	o	x	✓
In.clear automatic water treatment system	o	x	o	x	o	x	o	x	o	x	o
Standard isolated buffer tank	x	x	x	x	x	x	x	x	x	x	o
Unique isolated buffer tank (~ 1000 l)	x	x	x	x	x	x	x	x	x	x	o
Unique isolated buffer tank (~ 2000 l)	x	x	x	x	x	x	x	x	x	x	o

x not available | o option | ✓ included





**MYLINE**







## SUN PLUG&PLAY

Our Sun spa, spacious enough to include 26 jets, is still small enough to fit almost anywhere – on a shady terrace, or in a slightly bigger bathroom. Each function can be easily controlled through the Easy4 control panel, while the Plug&Play system ensures simple connection.

<b>Dimensions</b>	2 000 × 1 500 × 700 mm
<b>Reclining / Sitting places</b>	2 reclining / 1 sitting place
<b>Net weight (kg) / Water amount (l)</b>	230 kg/ 551 l
<b>Frame</b>	Impregnated solid wood
<b>Opt. power requirement</b>	1×19A 230V/50Hz
<b>Min. power requirement*</b>	1×6A 230V/50Hz
<b>Total number of jets</b>	26
<b>Illuminated waterfall</b>	-
<b>Hydro massage pump</b>	1 × 1.5 HP, double speed
<b>Water sanitization</b>	superfine paper filter
<b>Chromotherapy LED illumination</b>	10 pcs exclusive LEDs
<b>Sound system</b>	-
<b>MyJet™</b>	-
<b>MySeat™</b>	-
<b>MyHip™</b>	-
<b>Plug&amp;Play</b>	yes
<b>Thermo cover</b>	yes



## SUN FAMILY PLUG&PLAY

If you have limited space, but you insist on the advantages a 5-person small tub can offer, choose Sun Family spa. This model is characterized by straight lines and comfortable, soft design.

<b>Dimensions</b>	1 900 × 1 900 × 750 mm
<b>Reclining / Sitting places</b>	2 reclining / 3 sitting places
<b>Net weight (kg) / Water amount (l)</b>	270 kg/ 700 l
<b>Frame</b>	Impregnated solid wood
<b>Opt. power requirement</b>	1×20A 230V/50Hz
<b>Min. power requirement*</b>	1×10A 230V/50Hz
<b>Total number of jets</b>	36
<b>Illuminated waterfall</b>	-
<b>Hydro massage pump</b>	1 × 3 HP, double speed
<b>Water sanitization</b>	superfine paper filter
<b>Chromotherapy LED illumination</b>	8 pcs exclusive LEDs
<b>Sound system</b>	-
<b>MyJet™</b>	-
<b>MySeat™</b>	-
<b>MyHip™</b>	-
<b>Plug&amp;Play</b>	yes
<b>Thermo cover</b>	yes

Acrylic color



Cabinet



Acrylic color



Cabinet



\*In case of minimum power connection, the hot tub pump(s) and heating unit cannot be operated simultaneously.





## HOLIDAY LET SPA **PLUG&PLAY**

Perfect solution for guesthouses, apartmans, holiday camps. It has 2 single-button topside panels, so the bathers don't have to bother about programming. The filter cycle, water temperature and other features' programming can be done on a control panel hidden under the side panel, or via a mobile phone application.

<b>Dimensions</b>	2 000 × 2 000 × 870 mm
<b>Reclining / Sitting places</b>	1 reclining / 5 sitting places
<b>Net weight (kg) / Water amount (l)</b>	350 kg/1 150 l
<b>Frame</b>	Impregnated solid wood
<b>Opt. power requirement</b>	1 × 13A 230V/50Hz (P&P UK)
<b>Min. power requirement*</b>	1 × 16A 230V/50Hz (P&P EU)
<b>Total number of jets</b>	46
<b>Illuminated waterfall</b>	-
<b>Hydro massage pump</b>	2 × 1.5 HP, double speed
<b>Water sanitization</b>	Chlorine dispenser + superfine paper filter
<b>Chromotherapy LED illumination</b>	15 pcs exclusive LEDs
<b>Sound system</b>	-
<b>MyJet™</b>	-
<b>SmartPhone app – wifi connection</b>	yes
<b>MySeat™</b>	-
<b>MyHip™</b>	-
<b>Plug&amp;Play</b>	yes
<b>Thermo cover</b>	yes



## HOLIDAY LET SPA

This spa was specifically designed for community use! It is easy to operate with the 2 single-button topside panels, so the bathers don't have to worry about programming. They can only control the massage function and the LED illumination. It can be programmed via WiFi connection.

<b>Dimensions</b>	2 000 × 2 000 × 870 mm
<b>Reclining / Sitting places</b>	1 reclining / 5 sitting places
<b>Net weight (kg) / Water amount (l)</b>	350 kg/1 150 l
<b>Frame</b>	Impregnated solid wood
<b>Opt. power requirement</b>	3 × 18A 230V/50Hz
<b>Min. power requirement*</b>	
<b>Total number of jets</b>	46
<b>Illuminated waterfall</b>	-
<b>Hydro massage pump</b>	2 × 1.5 HP, double speed
<b>Water sanitization</b>	Chlorine dispenser + superfine paper filter
<b>Chromotherapy LED illumination</b>	15 pcs exclusive LEDs
<b>Sound system</b>	-
<b>SmartPhone app – wifi connection</b>	yes
<b>MyJet™</b>	-
<b>MySeat™</b>	-
<b>MyHip™</b>	-
<b>Plug&amp;Play</b>	-
<b>Thermo cover</b>	yes

Acrylic color



Cabinet



Acrylic color



Cabinet



\*In case of minimum power connection, the hot tub pump(s) and heating unit cannot be operated simultaneously.



## MARS

The two reclining seats in the Mars spa, positioned next to each other, ensure excellent relaxation for couples. The design of the MySeat™ reclining place eliminates inconveniences caused by differences in height. Due to its 76 cm height, this model easily fits through a normal front door.

<b>Dimensions</b>	2 130 × 1 600 × 750 mm
<b>Reclining / Sitting places</b>	2 reclining / 1 sitting place
<b>Net weight (kg) / Water amount (l)</b>	250 kg/660 l
<b>Frame</b>	Impregnated solid wood
<b>Opt. power requirement</b>	1×20A 230V/50Hz
<b>Min. power requirement*</b>	1×7A 230V/50Hz
<b>Total number of jets</b>	37
<b>Illuminated waterfall</b>	-
<b>Hydro massage pump</b>	1 × 2 HP, double speed
<b>Water sanitization</b>	Ozone generator + superfine paper filter
<b>Chromotherapy LED illumination</b>	12 pcs exclusive LEDs
<b>Sound system</b>	MyMusic™ 2.0
<b>MyJet™</b>	-
<b>MySeat™</b>	yes
<b>MyHip™</b>	-
<b>Plug&amp;Play</b>	option
<b>Thermo cover</b>	yes



## TITAN PLUG&PLAY

The main characteristic of our Titan hut tubs is outstanding comfort, ensured by its ergonomic seats and the extra wide head rests. 31 carefully arranged massage jets, the waterfall built in the side wall of the tub and MyMusic™ 2.0 sound system enhances the bathing experience.

<b>Dimensions</b>	2 010 × 1 530 × 770 mm
<b>Reclining / Sitting places</b>	1 reclining / 2 sitting places
<b>Net weight (kg) / Water amount (l)</b>	280 kg/720 l
<b>Frame</b>	Impregnated solid wood
<b>Opt. power requirement</b>	1×23A 230V/50Hz
<b>Min. power requirement*</b>	1×10A 230V/50Hz
<b>Total number of jets</b>	31
<b>Illuminated waterfall</b>	1
<b>Hydro massage pump</b>	1 × 3 HP, double speed
<b>Water sanitization</b>	Ozone generator + superfine paper filter
<b>Chromotherapy LED illumination</b>	10 pcs exclusive LEDs + Central
<b>Sound system</b>	MyMusic™ 2.0
<b>MyJet™</b>	-
<b>MySeat™</b>	-
<b>MyHip™</b>	-
<b>Plug&amp;Play</b>	yes
<b>Thermo cover</b>	yes

Acrylic color



Cabinet



Acrylic color



Cabinet



\*In case of minimum power connection, the hot tub pump(s) and heating unit cannot be operated simultaneously.





## EARTH

This 5-person, compact model round spa is one of our best offers in terms of value for money. Thanks to its round design, it is a perfect place for a pleasant conversation with friends of family. In addition, this model has the essentials for an ideal spa.

<b>Dimensions</b>	Ø2 180 × 910 mm
<b>Reclining / Sitting places</b>	5 sitting places
<b>Net weight (kg) / Water amount (l)</b>	300 kg/1 045 l
<b>Frame</b>	Impregnated solid wood
<b>Opt. power requirement</b>	1×20A 230V/50Hz
<b>Min. power requirement*</b>	1×7A 230V/50Hz
<b>Total number of jets</b>	22
<b>Illuminated waterfall</b>	-
<b>Hydro massage pump</b>	1 × 2 HP, double speed
<b>Water sanitization</b>	Ozone generator + superfine paper filter
<b>Chromotherapy LED illumination</b>	10 pcs exclusive LEDs
<b>Sound system</b>	MyMusic™ 2.0
<b>MyJet™</b>	-
<b>MySeat™</b>	-
<b>MyHip™</b>	-
<b>Plug&amp;Play</b>	option
<b>Thermo cover</b>	yes



## PLUTO

This spa provides enough room for as many as 5 people, and it still fits even small spaces comfortably. This spa is designed with two reclining places, using the MySeat™ feature. In addition, one of the seats is equipped with MyJets™ design, which eliminates neck and shoulder pains.

<b>Dimensions</b>	2 000 × 2 000 × 890 mm
<b>Reclining / Sitting places</b>	2 reclining / 3 sitting places
<b>Net weight (kg) / Water amount (l)</b>	270 kg/960 l
<b>Frame</b>	Impregnated solid wood
<b>Opt. power requirement</b>	1×23A 230V/50Hz
<b>Min. power requirement*</b>	1×7A 230V/50Hz
<b>Total number of jets</b>	42
<b>Illuminated waterfall</b>	-
<b>Hydro massage pump</b>	1 × 3 HP, double speed
<b>Water sanitization</b>	Ozone generator + superfine paper filter
<b>Chromotherapy LED illumination</b>	16 pcs exclusive LEDs
<b>Sound system</b>	MyMusic™ 2.0
<b>MyJet™</b>	yes
<b>MySeat™</b>	yes
<b>MyHip™</b>	-
<b>Plug&amp;Play</b>	option
<b>Thermo cover</b>	yes

Acrylic color



Cabinet



Acrylic color



Cabinet



\*In case of minimum power connection, the hot tub pump(s) and heating unit cannot be operated simultaneously.



## JUPITER

Jupiter spa has ergonomically designed seats, 46 massage jets, and a bluetooth sound system with two speakers. The spacious corner space with neck and shoulder massage will be a favorite for everyone.

<b>Dimensions</b>	2 000 × 2 000 × 870 mm
<b>Reclining / Sitting places</b>	1 reclining / 5 sitting places
<b>Net weight (kg) / Water amount (l)</b>	300 kg/ 1 100 l
<b>Frame</b>	Impregnated solid wood
<b>Opt. power requirement</b>	1×23A 230V/50Hz
<b>Min. power requirement*</b>	1×10A 230V/50Hz
<b>Total number of jets</b>	46
<b>Illuminated fountain</b>	2
<b>Hydro massage pump</b>	1 × 3 HP, double speed
<b>Water sanitization</b>	Ozone generator + superfine paper filter
<b>Chromotherapy LED illumination</b>	15 pcs exclusive LEDs
<b>Sound system</b>	MyMusic™ 2.0
<b>MyJet™</b>	yes
<b>MySeat™</b>	-
<b>MyHip™</b>	yes
<b>Plug&amp;Play</b>	option
<b>Thermo cover</b>	yes



## MERCURY

Get refreshed from head to toe in the comfortable reclining spots in this spa, with up to five other people seated around you. Two hydro massage pumps with 3 HP each and 82 jets ensure the perfect massage experience for all 6 people.

<b>Dimensions</b>	2 130 × 2 130 × 910 mm
<b>Reclining / Sitting places</b>	1 reclining / 5 sitting place
<b>Net weight (kg) / Water amount (l)</b>	350 kg/ 1 300 l
<b>Frame</b>	Impregnated solid wood
<b>Opt. power requirement</b>	1×33A 230V/50Hz or 3×16A 400V/50Hz
<b>Min. power requirement*</b>	1×20A 230V/50Hz
<b>Total number of jets</b>	82
<b>Illuminated waterfall</b>	1
<b>Hydro massage pump</b>	1 × 3 HP, double speed 1 × 3 HP, single speed
<b>Water sanitization</b>	Ozone generator + superfine paper filter
<b>Chromotherapy LED illumination</b>	12 pcs exclusive LEDs
<b>Sound system</b>	Mymusic 2.0
<b>MyJet™</b>	-
<b>MySeat™</b>	-
<b>MyHip™</b>	yes
<b>Plug&amp;Play</b>	-
<b>Thermo cover</b>	yes

Acrylic color



Cabinet



Acrylic color



Cabinet



\*In case of minimum power connection, the hot tub pump(s) and heating unit cannot be operated simultaneously.





## VENUS

Venus spa provides an unforgettable experience for 6 people at a time. The arrangement of the jets ensures optimum neck and shoulder massage, while the MyHip™ jets provide professional-level waist and hip massage. This model also includes a MySeat™ reclining place.

<b>Dimensions</b>	2 150 × 2 150 × 870 mm
<b>Reclining / Sitting places</b>	1 reclining / 5 sitting places
<b>Net weight (kg) / Water amount (l)</b>	330 kg/1 450 l
<b>Frame</b>	Impregnated solid wood
<b>Opt. power requirement</b>	1×27A 230V/50Hz or 3×16A 400V/50Hz
<b>Min. power requirement*</b>	1×14A 230V/50Hz
<b>Total number of jets</b>	49
<b>Illuminated fountain</b>	-
<b>Hydro massage pump</b>	1 × 2 HP, double speed 1 × 2 HP, single speed
<b>Water sanitization</b>	Ozone generator + superfine paper filter
<b>Chromotherapy LED illumination</b>	18 pcs exclusive LEDs
<b>Sound system</b>	MyMusic™ 2.0
<b>MyJet™</b>	yes
<b>MySeat™</b>	yes
<b>MyHip™</b>	yes
<b>Plug&amp;Play</b>	-
<b>Thermo cover</b>	yes



## SATURN

Saturn spa is a product of thorough design. Once you dive in, you will never want to get out. Both reclining seats offer full massage for the feet and calves. It is spacious enough for a party, and a perfect choice for peaceful family bathing.

<b>Dimensions</b>	2 300 × 2 300 × 880 mm
<b>Reclining / Sitting places</b>	2 reclining / 3 sitting places
<b>Net weight (kg) / Water amount (l)</b>	350 kg/1 400 l
<b>Frame</b>	Impregnated solid wood
<b>Opt. power requirement</b>	1×27A 230V/50Hz or 3×16A 400V/50Hz
<b>Min. power requirement*</b>	1×14A 230V/50Hz
<b>Total number of jets</b>	50
<b>Illuminated waterfall</b>	-
<b>Hydro massage pump</b>	1 × 2 HP, double speed 1 × 2 HP, single speed
<b>Water sanitization</b>	Ozone generator + superfine paper filter
<b>Chromotherapy LED illumination</b>	18 pcs exclusive LEDs
<b>Sound system</b>	MyMusic™ 2.0
<b>MyJet™</b>	yes
<b>MySeat™</b>	yes
<b>MyHip™</b>	-
<b>Plug&amp;Play</b>	-
<b>Thermo cover</b>	yes

Acrylic color



Cabinet



Acrylic color



Cabinet



\*In case of minimum power connection, the hot tub pump(s) and heating unit cannot be operated simultaneously.

New  
Product



## KILIMANJARO STANDARD

With this model you can easily buy a really premium product in terms of size and design, however, it can be yours at very reasonable prices! Unique appearance with affordability!

<b>Dimensions</b>	2 300 × 2 300 × 940 mm
<b>Reclining / Sitting places</b>	1 reclining / 5 sitting places
<b>Net weight (kg) / Water amount (l)</b>	410 kg / 1 450 l
<b>Frame</b>	WPS
<b>Opt. power requirement</b>	1×43A 230V/50Hz / 3×16A 400V/50Hz
<b>Min. power requirement*</b>	1×30A 230V/50Hz
<b>Total number of jets</b>	52
<b>Illuminated fountain</b>	2
<b>Hydro massage pump</b>	2 × 3 HP, single speed
<b>Circulation pump</b>	W-EC pump (0.25 kW)
<b>Water sanitization</b>	Ozone generator + superfine paper filter
<b>Chromotherapy LED illumination</b>	13 pcs exclusive LEDs + Central
<b>Sound system</b>	MyMusic™ 2.0
<b>MyJet™</b>	-
<b>MySeat™</b>	-
<b>MyHip™</b>	-
<b>Plug&amp;Play</b>	-
<b>Thermo cover</b>	yes

Acrylic color



Cabinet



OPTIONS	Scandinavian ins.	SmartPhone app.
SUN	×	o
SUN FAMILY	×	o
MARS	o	o
HOLIDAY LET SPA P&P	o	✓
HOLIDAY LET SPA	o	✓
TITAN	o	o
EARTH	×	o
PLUTO	o	o
JUPITER	o	o
MERCURY	o	o
VENUS	o	o
SATURN	o	o
KILIMANJARO STANDARD	o	o

× not available | o option | ✓ included

\*In case of minimum power connection, the hot tub pump(s) and heating unit cannot be operated simultaneously.










SWIMLINE









## RIO GRANDE W-FLOW


The new Rio Grande W-Flow swim spa is the result of a long development process. It is the perfect combination of a well-equipped spa and a swimming pool used as gym equipment suitable for a complete workout. The inner width of the swim area is almost 2 meters, its length is 314 cm.

<b>Dimensions</b>	6 000 × 2 350 × 1 470 mm
<b>Reclining / Sitting places</b>	swim area / 1 reclining-, 5 sitting places
<b>Net weight (kg) / Water amount (l)</b>	1 380 kg / 6 463 l
<b>Frame</b>	Stainless steel frame
<b>Opt. power requirement</b>	1×33A 230V/50Hz or 3×16A 400V/50Hz
<b>Min. power requirement* (spa)</b>	1×20A 230V/50Hz
<b>Opt. power requirement</b>	1×44A 230V/50Hz or 3×16A 400V/50Hz
<b>Min. power requirement* (swim area)</b>	1×31A 230V/50Hz
<b>Total number of jets</b>	40
<b>Illuminated fountain</b>	3 × 3
<b>Waterfall</b>	1
<b>Hydro massage pump</b>	2 × 3 HP, single speed + Circ. pump
<b>Counter-current pump</b>	3 × 3 HP, double speed + Circ. pump
<b>Water sanitization</b>	2 × UV-C + antibacterial filters
<b>Chromotherapy LED illumination</b>	16 + 18 pcs exclusive LEDs
<b>Sound system</b>	Aquasoul™ Pro 4.1
<b>SmartPhone app – wifi connection</b>	yes
<b>Swimming stick</b>	yes
<b>Heat exchanger preparation</b>	yes
<b>Thermo cover</b>	yes

Acrylic color



Cabinet



## RIO GRANDE TURBINE

The inner design of the Rio Grande hydro massage swim spa parts is the same as the ergonomic design from the popular Malaga. Due to the 40 hydro massage jets, bathers can have the best possible massage experience.

<b>Dimensions</b>	6 000 × 2 350 × 1 470 mm
<b>Reclining / Sitting places</b>	swim area / 1 reclining-, 5 sitting places
<b>Net weight (kg) / Water amount (l)</b>	1 380 kg / 6 463 l
<b>Frame</b>	Stainless steel frame
<b>Opt. power requirement</b>	1×33A 230V/50Hz or 3×16A 400V/50Hz
<b>Min. power requirement* (spa)</b>	1×20A 230V/50Hz
<b>Opt. power requirement</b>	1×22A 230V/50Hz or 3×16A 400V/50Hz
<b>Min. power requirement* (swim area)</b>	1×14A 230V/50Hz
<b>Total number of jets</b>	40
<b>Illuminated fountain</b>	3 × 3
<b>Waterfall</b>	1
<b>Hydro massage pump</b>	2 × 3 HP, single speed + Circ. pump
<b>Counter-current pump</b>	Turbine + Circ. pump
<b>Water sanitization</b>	2 × UV-C + antibacterial filters
<b>Chromotherapy LED illumination</b>	16 + 18 pcs exclusive LEDs
<b>Sound system</b>	Aquasoul™ Pro 4.1
<b>SmartPhone app – wifi connection</b>	yes
<b>Swimming stick</b>	yes
<b>Heat exchanger preparation</b>	yes
<b>Thermo cover</b>	yes

Acrylic color



Cabinet





New  
Product



## AMAZONAS W-FLOW

We have now designed two sitting places, so you can use professional swimming and unique massage. A side-mounted filter housing is now placed at the end of the swimming area, so that the floating area is wider. W-Flow: specific training solutions with customizable swim features.

<b>Dimensions</b>	5 500 × 2 350 × 1 470 mm
<b>Reclining / Sitting places</b>	swim area / 2 sitting places
<b>Net weight (kg) / Water amount (l)</b>	1 150 kg / 8 036l
<b>Frame</b>	Stainless steel frame
<b>Opt. power requirement</b>	3×20A 230V/50Hz
<b>Min. power requirement*</b>	
<b>Total number of jets</b>	27
<b>Laminar fountain jets</b>	2 × 3
<b>Hydro massage pump</b>	1 × 3 HP, single speed + Circ. pump
<b>Counter-current pump</b>	3 × 3 HP, double speed
<b>Water sanitization</b>	UV-C + antibacterial filters
<b>Chromotherapy LED illumination</b>	25 pcs LED + illumin. control valves
<b>Sound system</b>	AquaSoul™ Pro 4.1
<b>SmartPhone app – wifi connection</b>	yes
<b>Swimming stick</b>	yes
<b>Heat exchanger preparation</b>	yes
<b>Thermo cover</b>	yes

Acrylic color



Cabinet



New  
Product



## AMAZONAS TURBINE

We have now designed two sitting places, so you can use professional swimming and unique massage in parallel. A side-mounted filter housing is now placed at the end of the swimming area, so that the floating area is wider. Turbine: extremely low power consumption with significantly high flow rate.

<b>Dimensions</b>	5 500 × 2 350 × 1 470 mm
<b>Reclining / Sitting places</b>	swim area / 2 sitting places
<b>Net weight (kg) / Water amount (l)</b>	1 150 kg / 8 036l
<b>Frame</b>	Stainless steel frame
<b>Opt. power requirement</b>	1×44A 230V/50Hz or 3×16A 400V/50Hz
<b>Min. power requirement*</b>	1×14A 230V/50Hz
<b>Total number of jets</b>	26
<b>Laminar fountain jets</b>	2 × 3
<b>Hydro massage pump</b>	1 × 3 HP, single speed + Circ. pump
<b>Counter-current pump</b>	Turbine
<b>Water sanitization</b>	UV-C + antibacterial filters
<b>Chromotherapy LED illumination</b>	25 pcs LEDs
<b>Sound system</b>	AquaSoul™ Pro 4.1
<b>SmartPhone app – wifi connection</b>	yes
<b>Swimming stick</b>	yes
<b>Heat exchanger preparation</b>	yes
<b>Thermo cover</b>	yes


Acrylic color



Cabinet



\*In case of minimum power connection, the hot tub pump(s) and heating unit cannot be operated simultaneously.



## DANUBE W-FLOW


Exceptional solutions, available with semi cabinet design. Immersive visuals: two sides illuminated fountain jets. A side-mounted filter housing is now placed at the end of the swimming area, so that the floating area is wider, more than 50 cm. W-Flow: specific training solutions with customizable swim features.

<b>Dimensions</b>	4 500 × 2 350 × 1 470 mm
<b>Reclining / Sitting places</b>	swim area / 2 sitting places
<b>Net weight (kg) / Water amount (l)</b>	1 047 kg / 5 913 l
<b>Frame</b>	Stainless steel frame
<b>Opt. power requirement</b>	1×44A 230V/50Hz or 3×16A 400V/50Hz
<b>Min. power requirement*</b>	1×31A 230V/50Hz
<b>Total number of jets</b>	24
<b>Laminar fountain jets</b>	2 × 3
<b>Hydro massage pump</b>	1 × 3 HP, single speed + Circ. pump
<b>Counter-current pump</b>	3 × 3 HP, double speed
<b>Water sanitization</b>	UV-C + antibacterial filter
<b>Chromotherapy LED illumination</b>	16 pcs exclusive LEDs
<b>Sound system</b>	AquaSoul™ Pro 4.1
<b>SmartPhone app – wifi connection</b>	yes
<b>Swimming stick</b>	yes
<b>Heat exchanger preparation</b>	yes
<b>Thermo cover</b>	yes

Acrylic color



Cabinet



## DANUBE TURBINE

We have now designed two sitting places, so you can use professional swimming and unique massage in parallel. A side-mounted filter housing is now placed at the end of the swimming area, so that the floating area is wider, more than 50 cm. Turbine: extremely low power consumption with significantly high flow rate.

<b>Dimensions</b>	4 500 × 2 350 × 1 470 mm
<b>Reclining / Sitting places</b>	swim area / 2 sitting places
<b>Net weight (kg) / Water amount (l)</b>	1 047 kg / 5 913 l
<b>Frame</b>	Stainless steel frame
<b>Opt. power requirement</b>	1×44A 230V/50Hz or 3×16A 400V/50Hz
<b>Min. power requirement*</b>	1×20A 230V/50Hz
<b>Total number of jets</b>	24
<b>Laminar fountain jets</b>	2 × 3
<b>Hydro massage pump</b>	1 × 3 HP, single speed + Circ. pump
<b>Counter-current pump</b>	Turbine
<b>Water sanitization</b>	UV-C + antibacterial filter
<b>Chromotherapy LED illumination</b>	16 pcs exclusive LEDs
<b>Sound system</b>	AquaSoul™ Pro 4.1
<b>SmartPhone app – wifi connection</b>	yes
<b>Swimming stick</b>	yes
<b>Heat exchanger preparation</b>	yes
<b>Thermo cover</b>	yes

Acrylic color



Cabinet



\*In case of minimum power connection, the hot tub pump(s) and heating unit cannot be operated simultaneously.





OPTIONS	RIO GRANDE W-FLOW	RIO GRANDE TURBINE	AMAZONAS W-FLOW	AMAZONAS TURBINE	DANUBE W-FLOW	DANUBE TURBINE
Scandinavian insulation	o	o	o	o	o	o
Illuminated jets (up to 50 jets)	o	o	o	o	o	o
Semi-inground side panel	o	o	o	o	o	o

× not available | o option | ✓ included



INOXLINE








VOLCANO

Our Volcano steel tub has several impressive advantages: the stainless steel is resistant to UV-rays, frost and thermal stresses. Thanks to a weather-proof finish, it is suitable for both indoor and outdoor use.

Dimensions	2270 × 2570 × 900 mm
Reclining / Sitting places	2 reclining / 4 sitting places
Net weight (kg) / Water amount (l)	350 kg/1,780 l
Frame	Stainless steel frame
Opt. power requirement	1×27A 230V/50Hz or 3×16A 400V/50Hz
Min. power requirement*	1×14A 230V/50Hz
Total number of jets	38
Hydro massage pump	2 × 2 HP, single speed
Circulation pump	W-EC pump (0.25 kW)
Water sanitization	UV-C + antibacterial filter
Chromotherapy LED illumination	central
SmartPhone app – wifi connection	yes
Thermo cover	yes



KONGO

The design of our stainless steel Kongo swim spa is unique in the market. The side staircase, with its built-in massage functions, provides a comfortable way to relax, while you get a perfect swimming experience thanks to the new, turbine powered system.

Dimensions	4280 × 2300 × 1430 mm
Reclining / Sitting places	swim area / 2 sitting places
Net weight (kg) / Water amount (l)	1,100 kg/9,114 l
Frame	Stainless steel frame
Opt. power requirement	1×33A 230V/50Hz or 3×16A 400V/50Hz
Min. power requirement*	1×20A 230V/50Hz
Total number of jets	12
Hydro massage pump	1 × 2 HP, single speed 1 × 1.2 HP, circulation pump
Circulation pump	Turbine
Water sanitization	UV-C + antibacterial filter
Chromotherapy LED illumination	central
SmartPhone app – wifi connection	yes
Thermo cover	yes

Cabinet



Cabinet



\*In case of minimum power connection, the hot tub pump(s) and heating unit cannot be operated simultaneously.





INOXLINE OPTIONS	VOLCANO	KONGO
Scandinavian insulation	o	o
Illuminated jets (up to 50 jets)	o	o

× not available | o option | ✓ included

## ACCESSORIES

**Spa grip**

This stainless steel grip covered with anti-slip foam can be mounted on the side panel of any spa. It ensures a comfortable and safe way to get in and out of the spa.

**Spaziano tray**

A convenient place for spa users to place snacks, drinks, cell phones, or eyeglasses. Stainless steel post that installs on any spa model.

**Spa Umbrella**

The spa umbrella, which can be fixed to any spa, ensures pleasant spa use even in hot sunshine. The umbrella can be opened and folded with using a manual handle bar. The height is adjustable with a button.

**Floating chemical dispenser**

It ensures a steady flow of chemicals. The chemical in the dispenser does not come into contact with the tub shell, therefore there is no damage or discoloration. Multi-stage, adjustable chemical dispensing.

**Filter cleaning machine**

The purpose of the Wellis filter cleaning system is to clean the your spa filter in a flash.

**WelliStep**

With its 83 cm wide anti-slip steps, this spa step is the best choice for your spa. Dimensions: 83 × 70 × 39 cm

**Steel handrail**

This handrail made of stainless steel can be fixed to the ground separately from the spa, providing safe support when getting in or out.

## ACCESSORIES

**Swim spa stairs**

Dimension with rail: 147×165×93.5 cm  
Dimension without rail: 147×77×88 cm

**Towel bar**

A useful accessory for your spa, where you can store your towel or clothes safe from splashing water or from getting wrinkled.

**Bromine salt**

Water sanitizer granulate with sodium-bromide content for spas equipped with the in.Clear (bromide generating) system. 2.2 kg/box  
Dosage: about 0,143 kg bromine salt per ~100 l water.

**Wellis Crystal spa chemical package**

Package content:  
2 l Wellis Watertreatment; 18 × chlorine tablets; 1 dispenser (for chlorine tablets); 1 microfiber cloth.

**Wellis Crystal swim spa chemical package**

Package content:  
26 × water soluble packs (100 g), 1 chlorine tablet holder, 30 × chlorine tablets 90%/20g, 1 microfiber cloth, instructions for use.

**Wellis Crystal Pool check 5in1 test strip for water analysis**

Test strips for measuring total water hardness, total chlorine, free chlorine, total alkalinity and pH. 50 pcs/box.

**Spa Cleaner**

Specially designed for the cleaning of spa water pipes. Removes lime scale deposits and impurities. It is used when the spa water is freshened or exchanged. As a manufacturer, we recommend spa water be changed quarterly.



ACCESSORIES



**Active charcoal filter for spas**

When your spa is filled through an active charcoal pre-filter, you get crystal clear bathwater. Sufficient for pre-filtering 8,000 l water.



**Water softener for spas**

If your spa is filled with demineralized water through the pre-filter with resin, it will prevent limestone buildup on mechanical devices, and therefore increase their service life. sufficient for pre-filtering 8,000 l water.



**Antibacterial filter cartridges**

Paper filters with antibacterial coated, with their increased surface fibres, have several times the capacity of traditional filter cartridges.



**Superfine paper filters**

They filter mechanical impurities and prevent bacteria overgrowth in spa water.



**Wellis Crystal filter cleaner**

To keep the spa water crystal clear, the spa filter must be cleaned once a week using the Wellis Crystal filter cleaner. Depending on use, this process may be performed more frequently as well.



**Aroma oil for spas**

Fragrances: eucalyptus, lavender, mediterranean, orange bloom, rosemary.



**Thermo cover**

The purpose of using a thermo cover is to keep the spa heat at a pre-set level. A special foam ensures thermal insulation, covered with stylish UV-resistant artificial leather. The thermo cover is 120 mm thick in the middle, sloping (70 mm) towards the sides of the spa to ensure that snow and rain drain off easily.

**Thermo cover colors**



Chocolate brown



Dark grey



Light grey



Sand beige

ACCESSORIES



**Xtreme™ winter spa cover**

The Xtreme™ winter spa covers are in general 5 cm thicker than traditional thermo covers. It is recommended for users who wish to benefit from the positive effects of hot bathing even during cold winters.



**Easy-Lifter cover lifter**

With the use of the Easy-Lifter cover lifter, one person can easily remove the thermo cover. It fits all spa sizes. Durable, powder-spayed surface. Non-slip handle.



**Universal cover lifter**

Removing the cover is easier than ever with the universal cover lifter. In order to ensure proper operation, there must be a space of at least 60 cm between the side of the spa and the wall. Can be used with Xtreme™ Thermo cover as well!



**Spa bag**

The Wellis Spa bag provides protection against UV-rays, so you can enjoy your spa, in pristine condition, for a long time.



**Spa wand**

With the vacuum spa cleaner, the hand-held Spa wand, you may collect impurities from the bottom of the spa, the steps or the surface of water – without having to drain the water. It is delivered with special heads.



**Manual filter cartridge cleaner**

The filters can be cleaned simply and quickly with the manual filter cartridge cleaner. Eight lamellas can be cleaned at the same time without splashing; it can be connected to the garden hose.



**Spa booster pillow**

This comfortable pillow fits any spa; it can be fixed and adjusted to the water level. Sturdy, heat resistant material, easy to fill, standard pipe fitting, suction cup for non-slip feature.









### HELIOS HEMLOCK INFRARED SAUNA

- 828 × 1007 × 1940 mm
- Indoor Redlight™ infrared sauna for 1 person
- Canadian hemlock tree
- 6-mm thick tinted safety glass door and sides
- chromotherapy LED illumination
- Bluetooth receiver (for playing music)
- 2 × speakers, ventilation holes
- 4 pcs energy saving RedLight heaters (1 back – 350W, 2 front – 400W/pc, 1 calf level – 500W)
- energy requirement: 1.65 kW



### SOLARIS HEMLOCK INFRARED SAUNA

- 1314 × 993 × 1940 mm
- Indoor Redlight™ infrared sauna for 2 people
- Canadian hemlock tree
- 6-mm thick tinted safety glass door and sides
- chromotherapy LED illumination
- Bluetooth receiver (for playing music)
- 2 × speakers, ventilation holes
- 5 pcs energy saving RedLight heaters (2 back – 350W/pc, 2 front – 400W/pc, 1 calf level – 500W)
- energy requirement: 2 kW



Bluetooth receiver unit with USB and SD card inlet to ensure that you can listen to your favorite songs while you relax!





## SUNDANCE HEMLOCK INFRARED SAUNA

- 1594 × 993 × 1940 mm
- Indoor infrared sauna for 3 people
- Canadian hemlock tree
- 6-mm thick tinted safety glass door and sides
- chromotherapy LED illumination
- Bluetooth receiver (for playing music)
- 2 speakers
- ventilation holes
- 6 pcs energy saving RedLight heaters  
(3 back – 350W/pc, 2 front – 400W/pc, 1 calf level – 500W)
- energy requirement: 2.35 kW



## ECLIPSE HEMLOCK COMBINED SAUNA

- 2043 × 2008 × 2055 mm
- Redlight™ infrared sauna combined with a Finnish sauna for 5-6 people
- Canadian hemlock tree
- 6-mm thick tinted safety glass door and sides
- chromotherapy LED illumination
- Bluetooth receiver (for playing music)
- 2 speakers
- ventilation holes
- 8 pcs RedLight™ infrared sauna heaters  
2.8 kW/230 V (3 × 350W, 3 × 350W, 2 × 350W)
- Heater for Finnish sauna: 8 kW/380 V
- heat and humidity meter
- wooden pail with spoon
- sandglass
- lava rock



### IGNEUS HEMLOCK FINNISH SAUNA

- 1500 × 1050 × 1900 mm
- Indoor Finnish sauna for 2 people
- Canadian hemlock tree
- 8-mm thick safety glass door and sides
- fixed floor grid, removable stove protection grid
- heat-resistant luminary with wood panel
- ventilation holes
- Sawo furnace for Finnish sauna: 4.5 kW/220 V
- heat and humidity meter
- wooden pail with spoon
- sandglass
- lava rock



### SERENIS HEMLOCK FINNISH SAUNA




- 1800 × 1500 × 2100 mm
- Indoor Finnish sauna for 4 people
- Canadian hemlock tree
- 8-mm thick safety glass door and sides
- fixed floor grid
- removable stove protection grid
- heat-resistant luminary with wood panel
- ventilation holes
- Sawo furnace for Finnish sauna: 8 kW/380 V
- heat and humidity meter
- wooden pail with spoon
- sandglass
- lava rock





## CALIDUS HEMLOCK FINNISH SAUNA

- 2000 × 1700 × 2100 mm
- Indoor Finnish sauna for 5-6 people
- Canadian hemlock tree
- 8-mm thick safety glass door and sides
- fixed floor grid
- removable stove protection grid
- heat-resistant luminary with wood panel
- ventilation holes
- Sawo furnace for Finnish sauna: 9 kW/380 V
- heat and humidity meter
- wooden pail with spoon
- sandglass
- lava rock





The products included in the catalogue are for illustration purposes only, and may not always match the specifications of the advertised product.

Wellis reserves the right to modify the products – including the product range – without prior notice, since they are valid at the time they are delivered to the printing press. We may not be made responsible for printing errors.

[www.wellis.com](http://www.wellis.com)

MAR0806